



## Function

NOVAZONE is a hydraulic module for managing one or more heating/cooling circuits. It allows the circulation of the fluid in each single circuit and, if required, controls the delivery temperature. The hydraulic separator integrated into the module ensures hydraulic separation between the generator and the heating zones, making them hydraulically independent. The NOVAZONE DM module with direct zones does not alter the supply temperature of the zones compared to the generator's supply temperature. The module includes, within the metal casing, all the hydraulic components necessary for the operation of each individual heating zone.

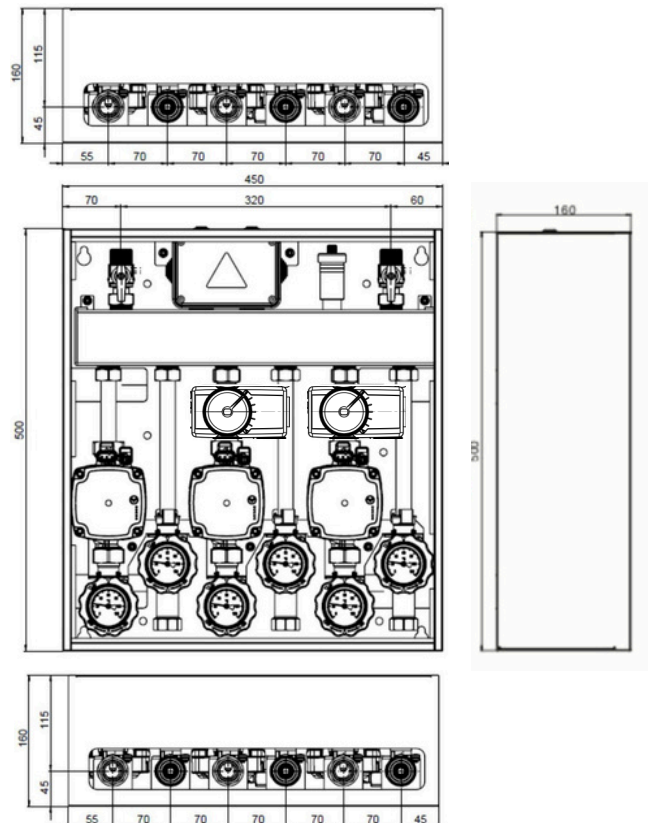
## Technical data

Nominal diameter	DN15
Maximum pressure	PN10
Maximum operating temperature	95°-110° peak
Minimum operating temperature	+5°C
Fluid	Water-water/glycol mix max 30%
System-side valves	DN20
Non-return valve op.pressure	$\Delta P: 2 \text{KpA} (200 \text{mm approx.})$
Overall dimensions	450x500x160 mm
Protection rating	IPX0D
Pipes	Copper $\varnothing 18 \text{ mm}$
Generator connection	3/4" M
Center distance	320 mm
Heating connections	3/4" F
Center distance	70 mm
Circulator	Grundfos UPM3 Hybrid 15-70 ErP Ready
Maximum flow rate	2100 l/h
Maximum power	35 kW
Residual head at 1000 l/h	6.4 m.w.c
Single unit power consumption	Max 52 W
Thermometers	0-160°C

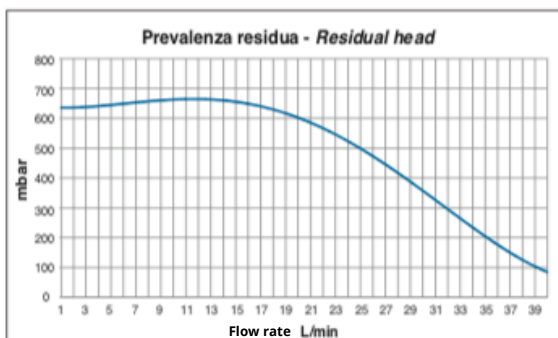
## Materials

Pipes	Copper
Casing	FE painted
Collector	FE painted
Circulators	Cast iron
Components	Brass/CW617N

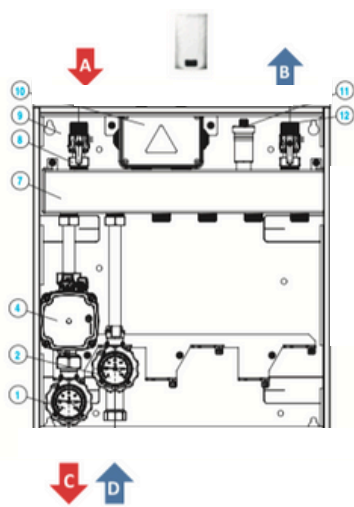
## Dimensions



## Diagram



## Composition



- 1) Supply valve zone 1
- 2) Return valve zone 1
- 3) /
- 4) Circulator zone 1
- 5) /
- 6) /
- 7) Hydraulic separator
- 8) Generator supply valve
- 9) Metal casing
- 10) Electrical junction box
- 11) Automatic air vent
- 12) Generator return valve
- 13) /
- 14) /
- 15) /
- 16) /
- 17) /

- A) Heat generator supply
- B) Heat generator return
- C) Heating supply direct zone 1
- D) Heating return direct zone 1

## Accessories



### CIRCULATOR UPM3

CIRCULATOR UPM3 HYBRID 15/70 - 130  
(Cod. CF105336)



### RED AND BLUE HANDLE

- 3/4M x 3/4F RED HANDLE (Cod. 10305138)  
- 3/4M x 3/4F BLUE HANDLE (Cod. 10305142)



### BLU VALVE

DN20 QUICK CONNECT VALVE x 3/4" F HANDLE WITH BLUE THERMOMETER  
(Code 10405012)



### RED VALVE

DN20 1" F x 3/4" F VALVE HANDLE WITH RED THERMOMETER  
(Code 10405011)

## Certifications

- Product compliant with:
- EN 16297-2 / EN 16297-3:2012 ErPReady
  - PED Directive - 2014/68/EU

