

# HEAT PUMP STATION HPS 125 DN20

ART. 17000/17200



## Function

The HEAT PUMP STATION HPS module is capable of ensuring the correct flow rate of the heat transfer fluid and adequate pressure head in all heating and cooling systems using a heat pump that require additional performance compared to the boiler circulation pump, without modifying the supply temperature of the heating zones in relation to the supply temperature of the generator. The integrated hydraulic separator ensures hydraulic separation between the generator and the heating zones, making them hydraulically independent.

## Technical data

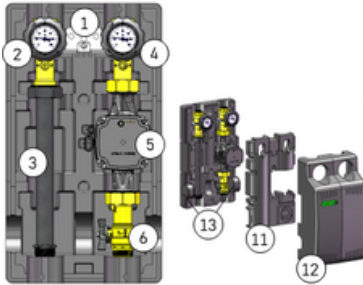
HPS 125	DN20
Operating pressure	1±10 bar (100±1000 kPa)
Working temperature	2±110 °C
Fluid	Water - Water + glycol max. 30%
Power supply	230 V-50 Hz
Max flow rate direct group	2100 l/h Kv 4,5
Max flow rate mixed group	2000 l/h Kv 3,6
Max power direct group	ΔT 8 °C 17 kW / ΔT 10 °C 21 kW / ΔT 15 °C 32 kW / ΔT 20 °C 42 kW
Max power mixed group	ΔT 8 °C 16 kW / ΔT 10 °C 20 kW / ΔT 15 °C 30 kW / ΔT 20 °C 40 kW
Temperature sensor pocket power supply	Sensor Ø6 mm
Insulation	Expanded Polypropylene Black EPP λ 0.036 W/mK (ISO 8301) 40 g/L
Secondary circuit connections	1" F
Primary generator connections	1" M
Pump	130 mm connections G 1"
Pump insulation	Complete, including lateral
Return pipe	Copper with black cataphoresis
Check valve	Present

## Materials

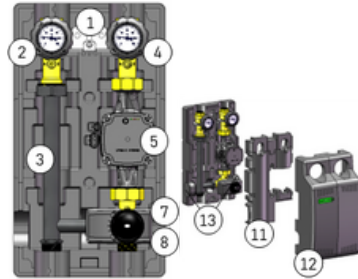
Pipes	Copper
Insulation	EPP
Circulators	Cast iron
Components	Brass/ CW617N

## Components

### Direct

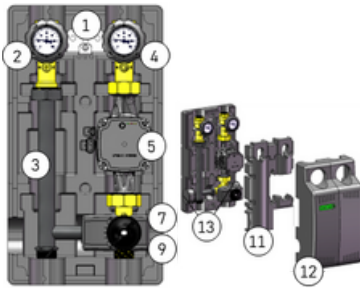


### Motorized mixed 3-point

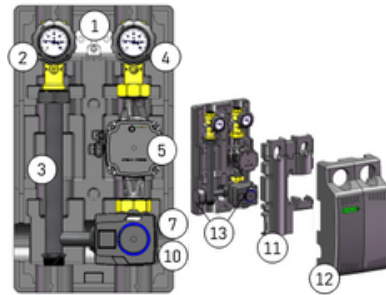


- 1) Mounting bracket
- 2) Return valve and check valve (excludable)
- 3) Return pipe Supply valve and
- 4) temperature sensor pocket \* on the heating/cooling supply
- 5) Pump (different models)
- 6) Shut-off valve
- 7) Mixing valve
- 8) 3-point motor
- 9) 0÷10 V motor
- 10) Motor controller
- 11) Intermediate insulation
- 12) Cover
- 13) End caps

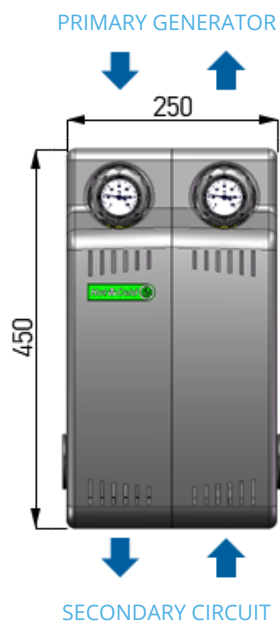
### Motorized mixed 0÷10 V



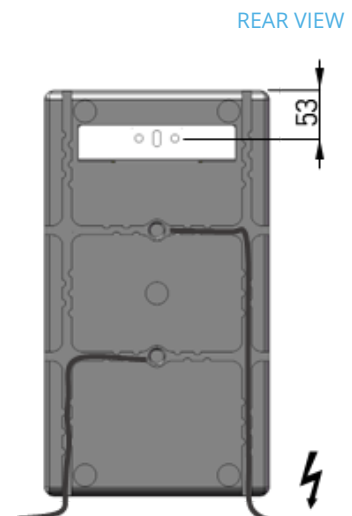
### Motorized mixed with motor controller



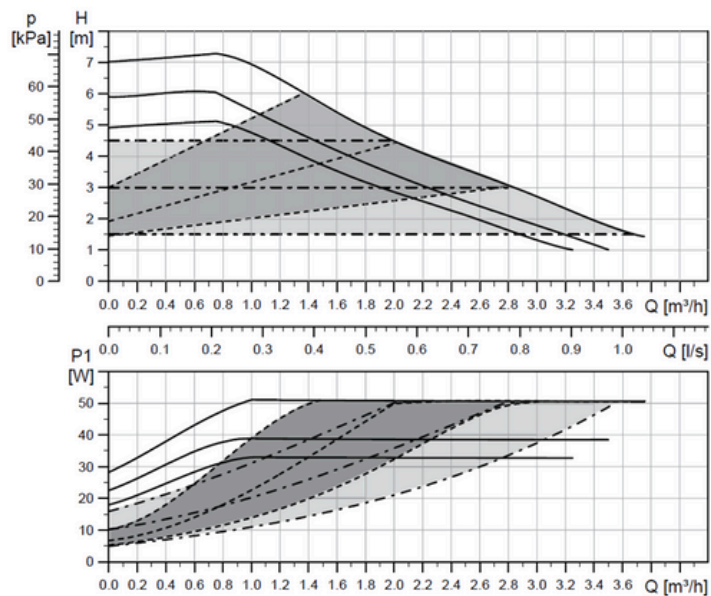
## Dimensions



Possibility to pass the pump cable and any cables for the motor of the mixing valve and the temperature sensor. It is possible to drill a hole at the indicated points and run the cables following the specified paths.



## Diagrams



Type of line	Description
—	Constant curve
- - -	Proportional pressure
- · - · -	Constant pressure

## Certifications

Product complies with  
 -EN 16297-2 / EN 16297-3:2012 ErPReady  
 -PED Directive – 2014/68/EU

