BALL VALVE

ART. 745

Function

The 745 full-bore ball valve series has been designed for controlling and regulating water flow in civil, industrial, and hydraulic heating and cooling systems. Thanks to its internal ball mechanism, it ensures quick opening and closing (¼ turn) and a perfect seal even after numerous operating cycles. The compact structure and nickel-plated brass body provide corrosion resistance and long-lasting durability. Available in versions with “T” handle, aluminum butterfly handle, iron lever, and with thermometer.

Main technical features

Type	Two-way ball valve
Body	CW617N
Ball	CW617N/CW614N
Flow passage	Full
Seal	PTFE
Fitting	CW617N/CW614N
O-ring	EPDM
Stem	CW614N
Screw	Steel
Connections	M x F (BSP ISO 228)
Temperature range	-20 °C a +120 °C
Working fluid	Water
Certifications	CE

Diagram

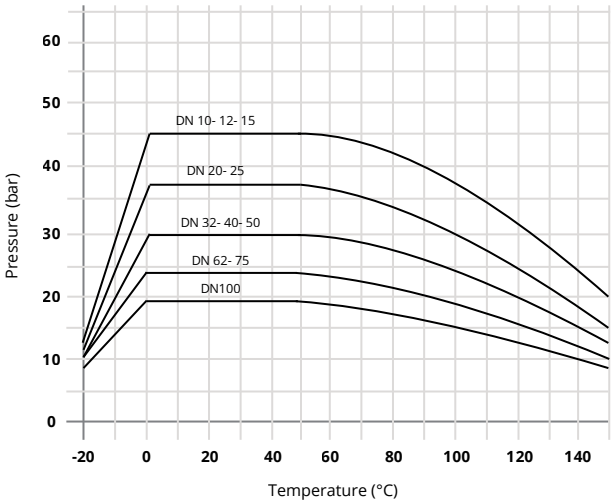

Dimensions and handle types

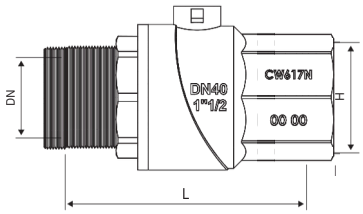

DIMENSIONS	3/8	1/2	3/4	1"	1"1/4	1" 1/2	2"
DN	12	15	20	25	32	40	50
L	52	67	74	86	98	112	139
H	22	26	32	40	49	55	69

Handle

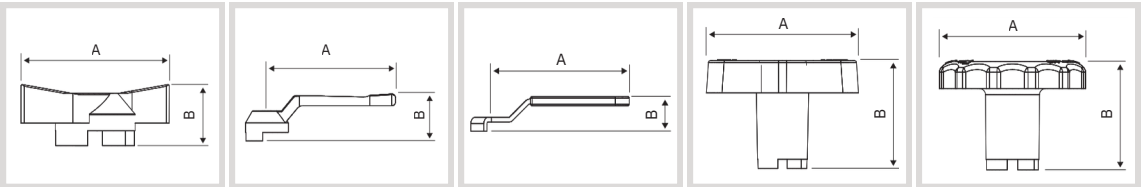

	A	B	A	B	A	B	A	B	A	B
1/4, 3/8, 1/2, 3/4	50	18	75	27	89	23	83	59	72	52
1", 1" 1/4	70	19	110	36.5	120	16	83	59	72	52
1" 1/2, 2"			140	45	174	21	122	76	72	52